


TOWER BRIDGE EXHIBITION

A workbook for EFL students



www.towerbridge.org.uk

Introduction

Tower Bridge Exhibition is delighted to provide you with this comprehensive workbook for your EFL students. Tower Bridge Exhibition offers your students the chance to enjoy breathtaking views from the high level Walkways, and learn about the History of the Bridge and how it was built from the interactive displays and videos. They will then be able to visit the Victorian Engine Rooms, home to the original steam engines that used to power the Bridge.

The workbook provides you with pre-intermediate, intermediate and upper intermediate activities for you to introduce to your students. There are a number of projects to be undertaken before you visit the Exhibition, whilst you make your way around the Bridge, and after your trip.

If you require any further information on the Bridge please visit the Tower Bridge website at www.towerbridge.org.uk where you will find interesting facts about the Bridge and the Exhibition housed within it.

We hope that you and your students enjoy your visit to Tower Bridge Exhibition.

Contents

Pre-intermediate level	1
Teachers' notes	1
Activities	3
Intermediate level	8
Teachers' notes	8
Activities	10
Upper-intermediate level	16
Teachers' notes	16
Activities	18

Pre-intermediate level

Activities

1. Spot the difference
2. 'Bridging the gap' vocabulary task
3. Quiz and 'Can you build Tower Bridge?' reading activity
4. Silhouette and 'What can you see from the walkway?' activity
5. Crossword

Teachers' notes and key

Pre-visit activities

Help!!!!

Whole page activity time: 20-30 minutes.

Students can work alone or in pairs. For very low levels we suggest they work in small groups.

Cut the sheet in half, and arrange student A so that they cannot see the sheet of student B.

By asking questions the students have to find out the differences between the two pictures. For answers, refer to pictures.

To generate further interest in the topic, students have to unscramble the following questions to make proper sentences:

1. Which picture is stranger and why?
2. Where do you think it happened?
3. Which bridge is it?

Students then discuss the answers to the questions.

Whole page activity time: 15- 45 minutes.

1. Bridging the Gap

A vocabulary-matching activity. In pairs or working alone, students match up the related words.

Answers: Busy/Not active, On foot/by bus, Pedestrian/vehicle, Loud/quiet, East/West, Walkway/Runway

2. Building Blocks

A pronunciation exercise.

3. Find Someone Who...

Encourage students to move around the class. Words in **bold** may need their meaning elicited from students before the exercise begins. For elementary students, question structure may need to be checked.

4. General knowledge quiz

Whole page activity time: 15-30 minutes.

This general knowledge quiz is for lower-intermediate students with good vocabulary awareness. If necessary, they can omit the previous exercises and concentrate on this page.

The answers are:

1. Londoner.
2. Tower Bridge, Chelsea Bridge, Vauxhall Bridge, Lambeth Bridge, Westminster Bridge, Waterloo Bridge, Blackfriars Bridge, Southwark Bridge, London Bridge, Millennium Bridge
3. The River Thames.

5. Tower Bridge reading

This text jumble is also slightly more appropriate for high level elementary students unless they have done the previous exercises.

The correct order for the text is: a2 c1 e9 g3 i4
b6 d5 f7 h8 j10

On-site activities

Silhouettes:

Students should identify the silhouettes and then match them to their names. After that, they can guess which ones cannot be seen from the walkway.

Optional activity

Writing:

Students can describe what they can see from the walkway.

Answers:

Task 1

- | | | | |
|-------------------|--------------|-------------------|-----------------------|
| 1 The BT Tower | 2 Big Ben | 3 Nelson's Column | 4 The Swiss RE Tower |
| 5 Tower of London | 6 Eros | 7 HMS Belfast | 8 St Paul's Cathedral |
| 9 The London Eye | 10 City Hall | | |

Task 2

2. 1, 4, 5, 7, 8, 9 and 10

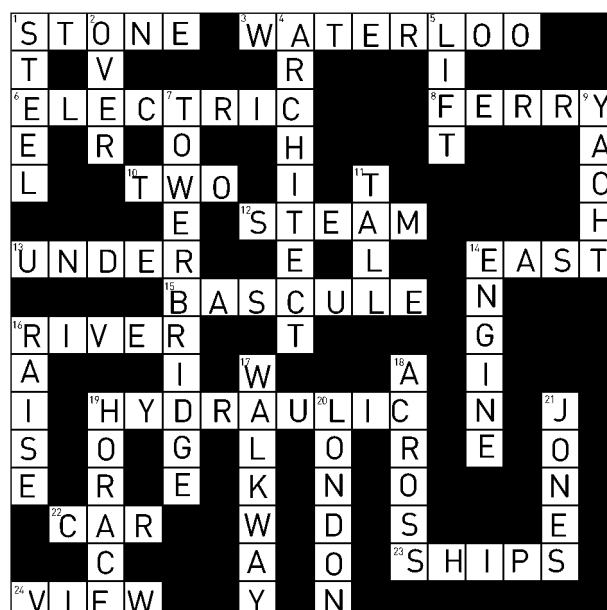
Task 3

(Students' personal choice)

Post-visit activities

Elementary activity: Students can read their walkway writing report to each other.


Pre-intermediate activity: Before they attempt the crossword, you may need to refer students to the engine room which they visited. This will help them revise words such as 'Engine', 'Bascule', 'Hydraulic', 'Ferry', 'Waterloo', 'Steel', 'Stone', 'Raise' and 'Lower'. Students can then complete the crossword in two separate groups by defining the words, without using the actual words in the answers.



Pre-visit activities

Help!!!!

Student(s) A



There are ten differences between the two pictures. What are they?

Ask student(s) B questions such as: "In my/our picture there is a boat on the far left with smoke coming from it; does yours have smoke?" or "Do the towers have flags in your picture? I/we have two."

Now change the words in the questions and think about the answers.

1. Which is stranger why? and picture
2. it do think you happened? Where
3. bridge Which it? is



Student(s) B



There are ten differences between the two pictures. What are they?

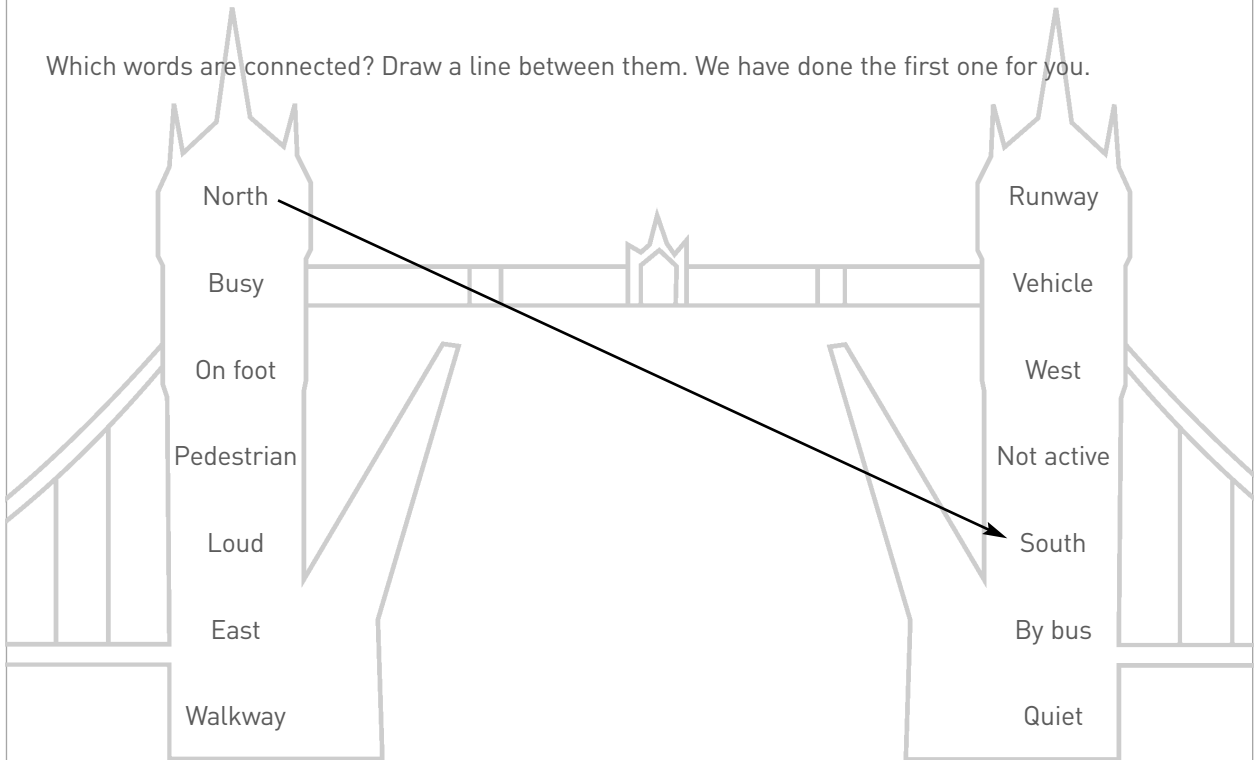
Ask student(s) A questions such as: "In my/our picture there is a bus on the bridge; what is there on your bridge?" or "There is a boat on the right-hand side with some people in it; how many people do you have?"

Now change the words in the questions and think about the answers.

1. Which is stranger why? and picture
2. it do think you happened? Where
3. bridge Which it? is

Bridging the Gap

Which words are connected? Draw a line between them. We have done the first one for you.



Building Blocks

Put the pronunciation block under each word with more than one syllable in the sentences above e.g 'runway' has two syllables.

runway = The first syllable is stressed
□□

Find Someone Who...

Ask your class. Find someone who...

(Write their name when they say "yes" !)

Name

Name

.....whistles with their fingers

.....doesn't like traffic

.....knows a famous architect

.....has been to a port

.....cheered for their football team this year

.....lives in a busy city

General knowledge quiz

A person from England is English but what is a person from London called?

How many bridges do you know the names of in London?

What is the name of the river that runs through London?

Tower Bridge reading

1 This text is about Tower Bridge but you will need to reorganise it because it is all mixed up – work with a partner and number the parts so you can understand it. The story starts with line 1, but how does it continue?

Can you build Tower Bridge?

Number

- A ___ now. There were three million Londoners living North and South of
B ___ the other side. In one day more than 160,000 people and 20,000 vehicles used the
C 1 In the 1870s London was noisier, busier and more crowded than
D ___ south-east of London , and they all used London Bridge to get to
E ___ started in 1886 and the Prince and Princess of Wales opened it on June 30th
F ___ bridge! Horace Jones, the architect, designed a bridge that opened in
G ___ the River Thames, and London was one of the busiest cities and had lots
H ___ the middle for ships to pass and a walkway for pedestrians . Building
I ___ of ships using the river. A third of the population lived in the East and
J ___ 1894 to the loud noise of whistles and cheers.

2. Read through it in the correct order and check that it makes sense.


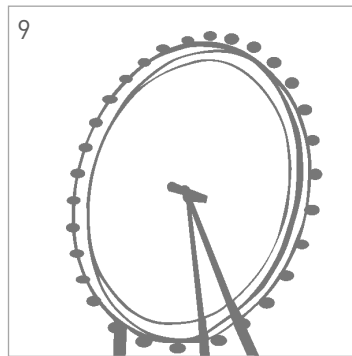


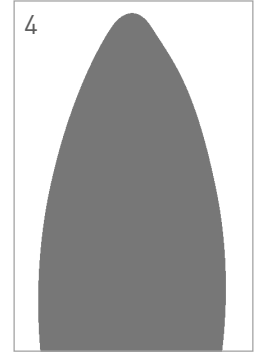
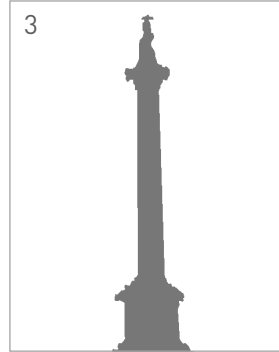


3. Now check your results with other groups.

4. Check with the teacher to make sure that you told the story correctly!

On-site activities

Silhouettes

1. Match these famous silhouettes to their names by writing the correct number by each name.



St Paul's Cathedral___

The Swiss RE Tower___

City Hall___

Eros___

Nelson's Column___

The London Eye___

HMS Belfast___

The Tower of London___

The BT Tower___

Big Ben___

2 You can see seven of these from the walkway? Which are they?

.....

3 Look again at The Swiss RE Tower and City Hall. Which shape do you like the most?

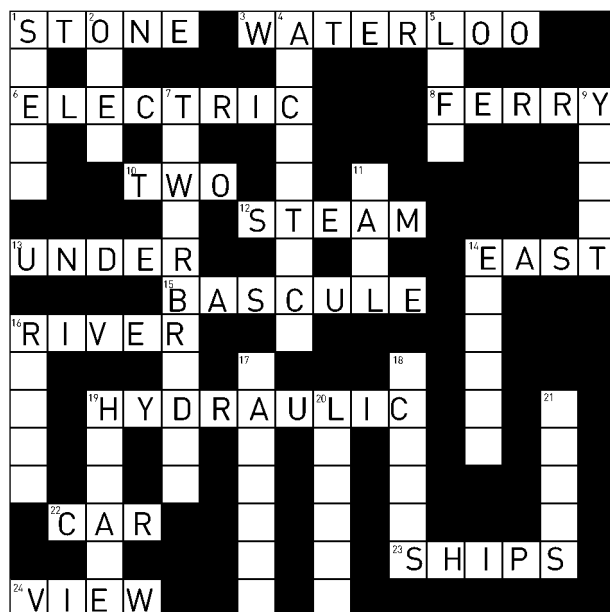
Find out which shape is the most popular in the classroom.

Post-visit activities

Crossword

Complete the crossword with your partner by asking each other for a description of the missing words. For example, if you need 1 Down, ask: 'What is 1 down please?' 'It's a type of metal.' (You may not use the actual word in the answer!)


Student A



Crossword

Complete the crossword with your partner by asking each other for a description of the missing words. For example, if you need 1 Across, ask: 'What is 1 across please?' 'It's a material used in building bridges.' (You may not use the actual word in the answer!)

Student B



Intermediate level

Activities

1. Spot the difference: 'Bascule Blunder'
2. 'Bridging the gap' and 'Tower Bridge mix-up'
3. Tower Bridge Investigators
4. Crossword race

Teachers' notes

Bascule Blunder

Whole page activity time: 15-30 minutes

This is a spot the difference activity, so sheets will need to be divided into A and B. Students will need to work with one or two others, depending on their ability and the size of the group. Students should form questions based on the cues provided and then ask each other in order to complete the text.

Suggested questions:

Student A: C – How much did it cost to build? E – What kind of bus was it? G – Which part of the bridge began to rise?

Student B: D – How big was the gap? F – How did the bus land? H – Who was injured?

Continuing to work with each other, students should dictate words to each other to complete the text.

Bridging the gap

A vocabulary-matching activity. In pairs or working alone, students match up the related words. Answers: Busy/Not active, Definitely/Possibly, Pedestrian/vehicle, Enter/Exit, Rot/Keep Fresh, East/West, Deaf/Blind, Walkway/Runway

Building Blocks

Students are encouraged to mark in pronunciation blocks.

'Take a guess'

Students guess at the meaning of words that appear in the reading and are then asked to guess the meaning of the words in **bold** for the mini speaking activity. Answers: 1 – A, 2 – A, 3 – A

'Find Someone Who'

Encourage students to move around the class. Words in bold may need meaning elicited from students before the exercise begins.

General knowledge Quiz

Whole page activity time: 15-30 minutes.

This general knowledge quiz is for lower-intermediate students with good vocabulary awareness. If necessary, they can omit the previous exercises and concentrate on this page.

The answers are:

1. Londoner.
2. Tower Bridge, Chelsea Bridge, Vauxhall Bridge, Lambeth Bridge, Westminster Bridge, Waterloo Bridge, Blackfriars Bridge, Southwark Bridge, London Bridge, Millennium Bridge
3. The River Thames.

Reading sort

This is a slightly harder mix-up for Intermediate students.

The answers are: a2 c1 e5 g7 i10 k4 m8
 b6 d9 f13 h3 j11 l12 n14

Tower Bridge Investigators

Answers

Team One: North Tower film

1. Gateway to London
2. Scotland
3. Newcastle
4. a) Duplex b) Tower c) Road
5. (Students' own answers.)

Interactive screen: East View

1. 1895
2. Old Father Thames
3. 800
4. Observatory
5. 1989
6. Tea, Coffee and Spices

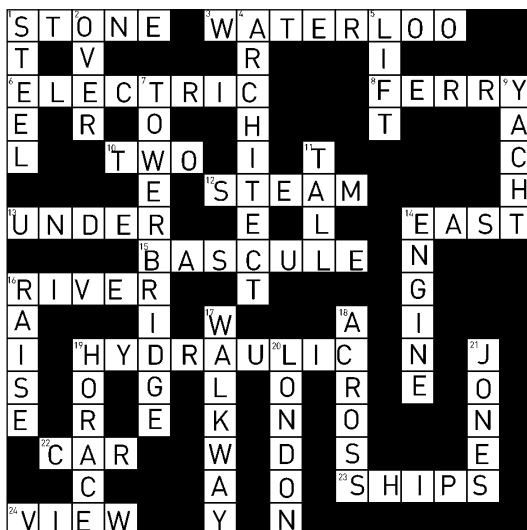
Team Two: South Tower Film

1. He died
2. Prince of Wales
3. 1894
4. 1200
5. 1 minute.


Interactive screen: West View

1. Museum
2. London Bridge
3. Queen Elizabeth II
4. Bakery
5. William the Conqueror
6. St Paul's Cathedral.

Post-visit crossword



Pre-visit activities



Help!!!! Bascule Blunder

Student A

There are ten differences between the two pictures. What are they?

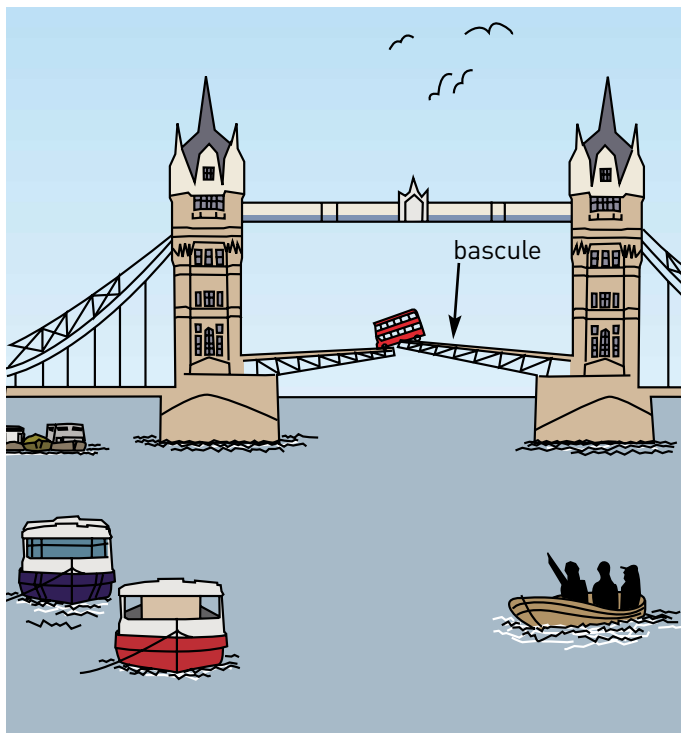
Ask student B a question such as: "In my/our picture there is one bridge with two flags; how many are there in your picture?"

Now complete the questions below and then ask student B to find the answers.

____(A) Bridge took 8 years to build and cost more than ____ (C) ____ pounds. 58 years after it was built, the driver of a double-decker bus jumped a three foot gap, when the ____ (G) ____ bascule began to rise and before the traffic had cleared the bridge. The bus landed suddenly, injuring the driver, conductor and eight passengers.

Questions

- | | | | |
|---|----------------------------|---|------------------|
| A | What is the bridge called? | C | How much |
| E | What kind.....? | G | Which part.....? |



Student B

There are ten differences between the two pictures. What are they?

Ask student A a question such as: "In my/our picture there is a bus on the bridge. What is there on your bridge?"

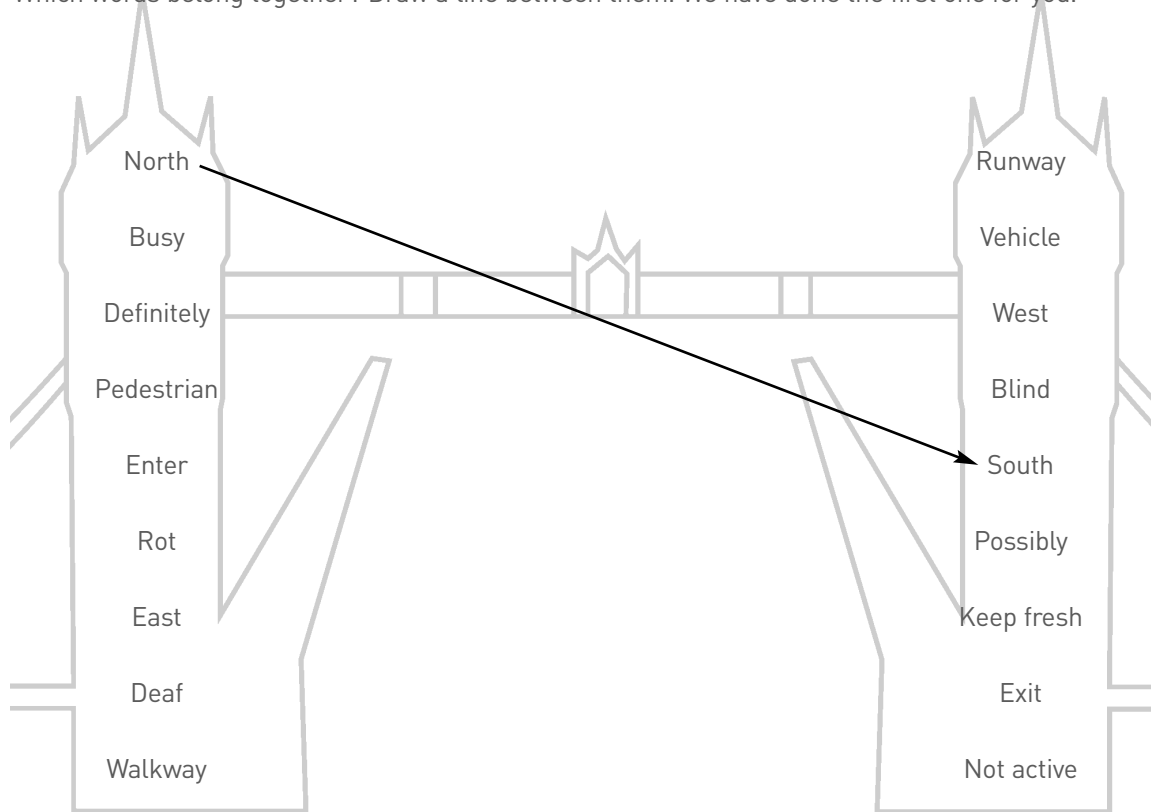
Now complete the questions below and then ask student A to find the answers.

Tower Bridge took ____ (B) ____ years to build and cost more than £1 million pounds. 58 years after it was built the driver of a double-decker bus jumped a ____ (D) ____ gap, when the northern bascule began to rise and before the traffic had cleared the bridge. The bus landed ____ (F) ____, injuring the driver, ____ (H) ____ and eight passengers.

- | | | | |
|---|--------------------------------------|---|---------------|
| B | How many years did it take to build? | D | How big.....? |
| F | How did | H | Who was |

Bridging the Gap

Which words belong together? Draw a line between them. We have done the first one for you.



Building Blocks

Put the pronunciation block under each word with more than one syllable in the sentences above e.g 'runway' has two syllables.

runway = the first syllable is stressed

Take a guess?

What's the correct answer?

1 A wharf is:

- a) a landing area for ships so they can unload their goods.
- b) a large dangerous dog used to protect new boats.

2 Cargo is:

- a) things carried on ship or aircraft
- b) a small vehicle for children.

3 A port is:

- a) harbour or town with a harbour
- b) the opposite of a rich village.

Find Someone Who...

Ask your class. Find someone who...

Name

.....whistles with their fingers

.....knows someone famous

.....has cheered for the English football team

(Write their name when they say "yes" !)

Name

.....has been stuck in traffic recently

.....lives near a port

.....likes to go on holiday to busy places

General knowledge quiz

A person from England is English but what is a person from London called?

How many bridges do you know the names of in London?

What is the name of the river that runs through London?

Tower Bridge reading

1 This reading is about a famous bridge but you will need to build it because it is all mixed up - number the parts so it makes sense. The story starts with line 1, but how does it continue?

Tower Bridge Mix up

Number

- A ___ nowadays. There were three million Londoners living North and South of
- B ___ cross to the other side. In one day more than 160,000 people and 20,000 vehicles
- C 1 In the 1870s London was noisier, busier and more crowded than
- D ___ ships might not be able to enter the wharf. They worried that the food cargo
- E ___ the East and Southeast of London , and they all used London Bridge to
- F ___ started in 1886 and the bridge was opened on June 30th 1894 by the Prince and
- G ___ used the bridge, they definitely needed a new one! Most people wanted the
- H ___ the River Thames, and London was one of the busiest cities and one
- I ___ the ships carried would rot and the wharves would close down. Horace
- J ___ Jones, the architect, designed a bridge that opened in the middle for ships
- K ___ of the busiest trading ports in the world. A third of the population lived in
- L ___ to pass and a walkway so that pedestrians could cross at all times. Building
- M ___ bridge but some people thought that it might block the river and that the
- N ___ Princess of Wales to the deafening noise of guns, whistles and cheers.

2 Read through it and check that it makes sense.

3 Now check your results with other groups


On-site activities

Tower Bridge Investigators

Team One

You will need a clipboard and pen. You have 30 minutes to find all the information.

There will be two towers and two walkways. You only need to visit one of each, so make sure you visit the correct place! Find these answers from the film in the North tower.



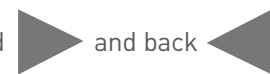
Be fast – it's only a few minutes long!

- 1 What was the part of the Thames called that they wanted to build Tower Bridge on?
- 2 Where did they get their steel from? Scotland or Wales?
- 3 Where did they get the machinery from to build the bridge? Newcastle or Cambridge?
- 4 In the hall you will see three bridge models. What is the name of the model that best fits the description?
 - a) The _____ bridge model looks like a pair of glasses.
 - b) The _____ bridge model has two towers.
 - c) The _____ bridge model hasn't got any towers.
- 5 Which one is your favourite? Why?

“ _____ is my favourite, because it (is) (than the others)”.

Interactive Screen: East View

Touch the screen to get the information. Don't forget to touch the forward



and back

arrows for more information.

- 1 In what year did the River Thames freeze?
- 2 What did they call the River Thames: a) Old Father Time or b) Old Father Thames?
- 3 How tall is Canary Wharf... 600 or 800 feet tall?
- 4 What amazing building shaped like an egg is in Greenwich Park? The Royal
- 5 When was the Design Museum established?
- 6 What cargo did boats arriving at Butlers Wharf carry?

If you finish early, see if you can identify the places named above from the window on the walkway.

On-site activities

Tower Bridge Investigators

Team Two

You will need a clipboard and pen. You have 30 minutes to find all the information.

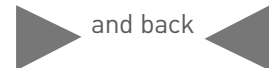
There will be two towers and two walkways. You only need to visit one of each, so make sure you visit the correct place! Find the answers from the film at the South tower. Be fast – it's only a few minutes long!



- 1 Circle the correct answer: Why did Horace Jones never see the Bridge completed?
a) He moved abroad or b) he died.
- 2 Who opened Tower Bridge?
- 3 When did he open it?
- 4 How much did the hydraulic arms weigh? 1200 or 1600 tonnes?
- 5 How long does it take to raise or lower the bridge? One or two minutes?

Interactive Screen: West View

Touch the screen to get the information. Don't forget to touch the forward arrows for more information.



- 1 Is HMS Belfast now a museum or gallery?
- 2 Which bridge was opened in 1973?
- 3 Who opened it? Queen Elizabeth II or Prince Charles?
- 4 Where did the Great Fire of London begin? In a bakery or a butcher's shop in Pudding Lane?
- 5 Who invaded England and built the Tower of London?
- 6 The Millennium Dome is a recently-built dome, but you can visit a much older one. What is its name? St


If you finish early, see if you can identify the places named above from the window on the walkway.

Post-visit activities

The Tower Bridge Crossword

Across

- 1 The outside of the Tower Bridge is made of _____. (5)
- 3 The name of a railway station and bridge in London. (8)
- 6 In 1894 they used gaslight, today we use _____ light. (8)
- 8 A boat that takes people across a river. (5)
- 10 The number of towers at Tower Bridge. (3)
- 12 Water turns into this when it boils. (5)
- 13 When Tower Bridge is raised ships can pass _____. (5)
- 14 Tower Bridge is in the _____ of London. (4)
- 15 The sections of Tower Bridge that raise. (7)
- 16 You can sail on it, fish or swim in it and cross it! (5)
- 19 Water power. (9)
- 22 A type of vehicle. (3)
- 23 Big boats! (5)
- 24 You get a good _____ of London from the walkway. (4)



Down

- 1 Underneath the stone, Tower Bridge is made of _____. (5)
- 2 Cars drive _____ Tower Bridge. (4)
- 4 A person who designs buildings. (9)
- 5 Another word for elevator. (4)
- 7 A famous landmark in London. (5,6)
- 9 A type of boat with sails. (5)
- 11 The opposite of short. (4)
- 14 There are two of these at Tower Bridge which lift the bascules. (6)
- 16 A word meaning to increase or lift. (5)
- 17 This connects the two towers for pedestrians. (7)
- 18 Cars drive _____ Tower Bridge. (6)
- 19&21 The architect who designed Tower Bridge (6,5)
- 20 The name of the bridge to the west of Tower Bridge. (6)
- 21 See 19

Upper intermediate level

Activities

1. Sights at Tower Bridge
2. Add the adjective reading
3. Interactive questions
4. How does Tower Bridge work order text
5. Nails, Bricks and Bridges idioms

Teachers' notes

Pre-visit activities:

Whole page activity time: 15-30 minutes.

Sights at Tower Bridge

This could be done as a whole class, and encourages them to think about vocabulary used in the second activity. The answer is 'see-saw'.

Add the adjective:

Students can find the answers by visiting the Tower Bridge website at www.towerbridge.org.uk. Encourage students to predict the answers.

The highlighted words should be pre-taught, and students should work in pairs and choose the most obvious adjective to fill the gap. The answers are:

- 1 largest
- 2 sophisticated
- 3 hydraulically
- 4 pumping
- 5 massive
- 6 available
- 7 driving
- 8 original
- 9 current

Students can then feedback to other groups and discuss the lexical links.

On site activity:

Tower Bridge Investigators

Activity time: 15-30 minutes.

Divided into at least two different groups, students should use the interactive screens in separate locations to search for information.

Answers

Team One: North Tower film:

- 1 Gateway to London
- 2 Scotland
- 3 Newcastle
- 4 a) Duplex
b) Tower
c) Road
- 5 (Students' own answers)

Interactive screen: East View:

- 1 1895
- 2 Old Father Thames
- 3 800
- 4 Observatory
- 5 1989
- 6 Tea, Coffee and Spices

Team Two: South Tower Film:

- 1 He died
- 2 Prince of Wales
- 3 1894
- 4 1200
- 5 1 minute

Interactive screen: West View:

- 1 Museum
- 2 London Bridge
- 3 Queen Elizabeth II
- 4 Bakery
- 5 William the Conqueror
- 6 St Paul's Cathedral

Post-visit activities:***Nails, bricks and bridges (Part One)***

Activity time: 5 minutes

Answers:

To burn your bridges – to destroy your chances of continuing to do something.

To build bridges – to try to establish a better relationship.

To cross that bridge when you come to it – to deal with a problem when it happens and not before.

To bridge a gap – to make the differences smaller within groups.

To hit the nail on the head – to give exactly the right answer or description

Another nail in the coffin – something that helps to destroy someone's success.

To drop something like a hot brick – to suddenly stop being involved with something bad.

The answers are: 1F 2C 3D 4G 5A 6E 7B

Nails, bricks and bridges (Part Two)

Activity time: 10-20 minutes

Find someone who

Encourage the students to circle the room to find someone who answers 'Yes' to the question.

Answers: Question 2 – To build bridges. Question 3 – To cross that bridge...

How does Tower Bridge work and open?

Activity time: 15-20 minutes

This activity reinforces students' vocabulary. Sections of text could also be cut-up, pasted around the room and used as a reading and order dictation. The answers are:

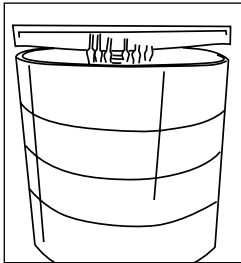
How do bascules work?: D, A, C, B

How does Tower Bridge open?: B, D, A, E, C, F

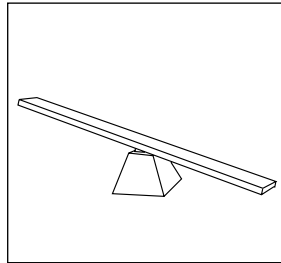
Pre-visit activities

Sights at Tower Bridge

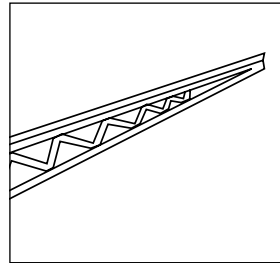
Which one of these would you not expect to see at Tower Bridge in London?




An accumulator



A see saw



A bascule



A boiler

Add the adjective:

The adjectives have fallen from their place. Can you put them back where they belong?

How it works: Then and now

When it was built, Tower Bridge was the 1. _____ and most 2. _____ bascule bridge ever built (bascule comes from the French for see-saw). It was a 3. _____ operated bridge, using steam to power the enormous 4. _____ engines. The energy was then stored in six 5. _____ accumulators that so that as soon as the power was required to lift the bridge, it was readily 6. _____. The accumulators fed the 7. _____ engines, which drove the bascules up and down. Despite the complexity of the system, the bascules only took a minute to raise to their 86 degrees.

Nowadays the bascules are still operated by hydraulic power, but since 1976 they have been driven by oil and electricity rather than steam. The 8. _____ pumping engines, accumulators and boilers are on show as part of the Tower Bridge Exhibition, and you can also see the 9. _____ machinery and control cabins when you come on a 'Behind the scenes tour'.

original

available

hydraulically

sophisticated

pumping

massive

driving

current

largest

On-site activities

Tower Bridge Investigators

Team One

You will need a clipboard and pen.

You have 30 minutes to find all the information.

There will be two towers and two walkways. You only need to visit one of each, so make sure you visit the correct place!

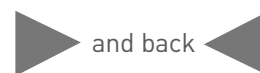


Find these answers from the film in the North tower. Be fast – it's only a few minutes long!

- 1 What was the part of the Thames called that they wanted to build Tower Bridge on?
- 2 Where did they get their steel from? Scotland or Wales?
- 3 Where did they get the machinery from to build the bridge? Newcastle or Cambridge?
- 4 In the hall you will see three bridge models. What is the name of the model that best fits the description?
 - a) The _____ bridge model looks like a pair of glasses.
 - b) The _____ bridge model has two towers.
 - c) The _____ bridge model hasn't got any towers.
- 5 Which one is your favourite? Why?
" _____ is my favourite, because it (is) (than the others)".

Interactive Screen: East View

Touch the screen to get the information. Don't forget to touch the forward and back arrows for more information.



- 1 In what year did the River Thames freeze?
- 2 What did they call the River Thames: a) Old Father Time or b) Old Father Thames?
- 3 How tall is Canary Wharf... 600 or 800 feet tall?
- 4 What amazing building shaped like an egg is in Greenwich Park? The Royal
- 5 When was the Design Museum established?
- 6 What cargo did boats arriving at Butlers Wharf carry?

If you finish early, see if you can identify the places named above from the window on the walkway.

On-site activities

Tower Bridge Investigators

Team Two

You will need a clipboard and pen.

You have 30 minutes to find all the information.

There will be two towers and two walkways. You only need to visit one of each, so make sure you visit the correct place!

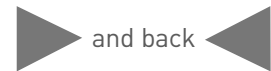


Find these answers from the film in the South tower. Be fast – it's only a few minutes long!

- 1 Circle the correct answer: Why did Horace Jones never see the Bridge completed? a) He moved abroad or b) he died.
- 2 Who opened Tower Bridge?
- 3 When did he open it?
- 4 How much did the hydraulic arms weigh? 1200 or 1600 tonnes?
- 5 How long does it take to raise or lower the bridge? One or two minutes?

Interactive Screen: West View

Touch the screen to get the information. Don't forget to touch the forward arrows for more information.



- 1 Is HMS Belfast now a museum or gallery?
- 2 Which bridge was opened in 1973?
- 3 Who opened it? Queen Elizabeth II or Prince Charles?
- 4 Where did the Great Fire of London begin? In a bakery or a butcher's shop in Pudding Lane?
- 5 Who invaded England and built the Tower of London?
- 6 The Millennium Dome was a great disaster in England, but you can visit a successful Dome. What is its name? St

If you finish early, see if you can identify the places named above from the window on the walkway.

Post-visit activities

Nails, bricks and bridges (Part One)

Match these sentences to their meanings:

- | | |
|--|---|
| 1 To burn your bridges | A To give exactly the right answer or description |
| 2 To build bridges | B To suddenly stop being involved with something bad |
| 3 To cross that bridge when you come to it | C To try to establish a better relationship |
| 4 To bridge a gap | D To deal with a problem when it happens and not before |
| 5 To hit the nail on the head | E Something that helps to destroy someone's success |
| 6 Another nail in the coffin | F To destroy your chances of continuing to do something |
| 7 To drop something like a hot brick | G To make the differences smaller within groups |

Nails, bricks and bridges (Part Two)

Change the underlined words in the three sentences below to use one of the above idioms. Then ask members of your group the questions and write the names of the people who say "Yes".

Find someone who...

Name

1 _____ recently tried to help two friends get along better after a falling out.

e.g. "Have you recently helped two friends build their bridges?"

2 _____ knows of a country that has tried to get on better with another one.

"Do you...?"

3 _____ isn't always well-prepared and doesn't think ahead of possible problems.

"Are you..."

How does Tower Bridge work?

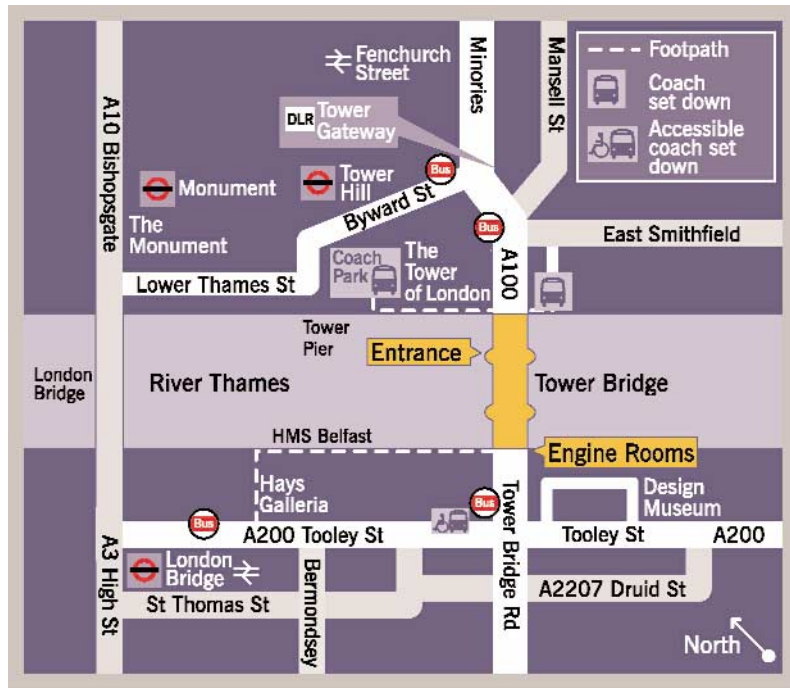
The information below has been mixed up. Re-order the sentences to find out how Tower Bridge works.

How do bascules work?

- A Each bascule is pivoted about two-thirds of the way along so one end is shorter than the other. This acts like a see-saw.
- B The short end, with the counterweight, is situated under the tower.
- C In order to balance the bascule, the short end is weighted with a heavy counterweight.
- D The opening sections of Tower Bridge are called bascules.

How does Tower Bridge open?

- A Water was pumped along pipes under pressure by two steam engines, having been heated by two boilers.
- B Until recently, the lifting engines at Tower Bridge were hydraulically powered.
- C When the bridge needed to be raised, the stored water was used to operate the lifting engines.
- D Hydraulic power uses water.
- E After pumping, the water was stored in massive accumulators.
- F These engines turn the shafts and the cogwheels which raise the bascules.



Tower Bridge Exhibition

Tower Bridge Road, London, SE1 2UP

Tel: 020 74079191 • **Fax:** 020 73577935

enquiries@towerbridge.org.uk