



Tower Bridge

Visual Story



The following is a visual guide through Tower Bridge. This can be used by any visitor who may wish to plan their visit in more detail prior to arrival. The visit includes access to two buildings - The Bridge and The Engine Rooms.



Ticket Office entrance

**This is the entrance to the Ticket Office.
All visitors must queue outside the door but, if
you find this uncomfortable, tell a member of
staff wearing blue uniform and they can help.**

**Please be prepared for noise from traffic and
occasional sirens.**



Tickets

We recommend that you pre-book your tickets online to ensure you get a time slot.

As you enter the Ticket Office, if you have a bag, a member of staff will want to look inside it.

You can validate your ticket from the ticket desk.

You may have to queue.

Access



Next you can get in a big lift to the top of the Tower.



You can use the stairs if you prefer, there are approximately 200 steps to the top. There are benches if you need to take a break.



Halfway to the top of the Bridge

If you walk up the stairs, after approximately 80 steps you will reach this space with a high ceiling and natural light.

There is a replica of a diver suit and a cabinet with some exhibits.


Accessible toilets are available. There is no lift access to this space.



Getting out of the lift at the top of the Bridge

If you take the lift to the top level, you will reach a space with a high ceiling that is dimly lit.

On one wall there is a black and white video with sound at a low level. The video takes 3m 30s to watch.



East Walkway

When you are ready you can go out onto the East Walkway. Please be aware when entering the space, there might be an high increase in natural light on a sunny day.

This is 42m above the River Thames and has big windows on both sides.

Part of the floor is made of glass. If you don't want to stand on it you don't have to, there is a narrow path either side you can walk on instead. There are also hand-rails.




South Tower

You will exit into the South Tower.

This room has a very high ceiling. You can see the within the roof of the Tower.

The space is dimly lit. There is a 4m video with music.

You will then enter the East Walkway.



West Walkway


The West Walkway mirrors the East Walkway with big windows on both sides. Please be aware when entering the space, there might be an increase in natural light on a sunny day. This is 42m above the River Thames and has big windows on both sides.

Part of the floor is made of glass with a mirror above. If you don't want to stand on it you don't have to, there is a narrow path either side you can walk on instead. There are also hand-rails.

Once you have finished, return to the room you were previously in (South Tower).

Continue your visit

Once you have seen both Walkways and Towers you have two options to exit the Towers.



South Staircase
(approximately 200 steps)



South Lift



South Tower continued

If you take the stairs, you will reach a space halfway down the South Tower (approximately 130 steps).

The space has a high ceiling and natural light. There is a cabinet with some exhibits.

Accessible toilets and benches are available.



Making your way to the Engine Rooms

When you exit to road level, follow the Blue Line across the Bridge to the second part of the attraction. There is lift access available to River Level, or approximately 40 steps.



Engine Rooms and Shop

The entrance to the Engine Rooms is located inside the Gift Shop and you will need to show your ticket again.

As you enter the Engine Rooms, if you have a bag, a member of staff might want to look inside it again.



Inside the Engine Rooms

Inside the Engine Rooms you will see some big machines, some of them may be moving and making a quiet hissing noise. The Engine Rooms are quite dark.

Towards the end there is a video about Tower Bridge with sound at a low level.



Exit and the Gift Shop

The exit is through the Gift Shop and back through the Engine Rooms entrance.

Useful information

Toilets

We have male, female and universal toilets in the North and South Towers, and the Engine Rooms.

Step-free accessible toilets are available in all these locations.



Changing Places facilities

We don't have Changing Places facilities on-site.

The nearest are:

- Tower of London site (700m)
- London Bridge Station (750m)
-

[Visit the Changing Places website for full details.](#)



Staff

Tower Bridge staff wear blue uniforms and are easily identifiable. They are located at each key stage of the visit.



Fire alarm

If you hear an alarm, follow the instructions given by staff.



Quieter Time

Please see our website for information on Quieter Time.

